

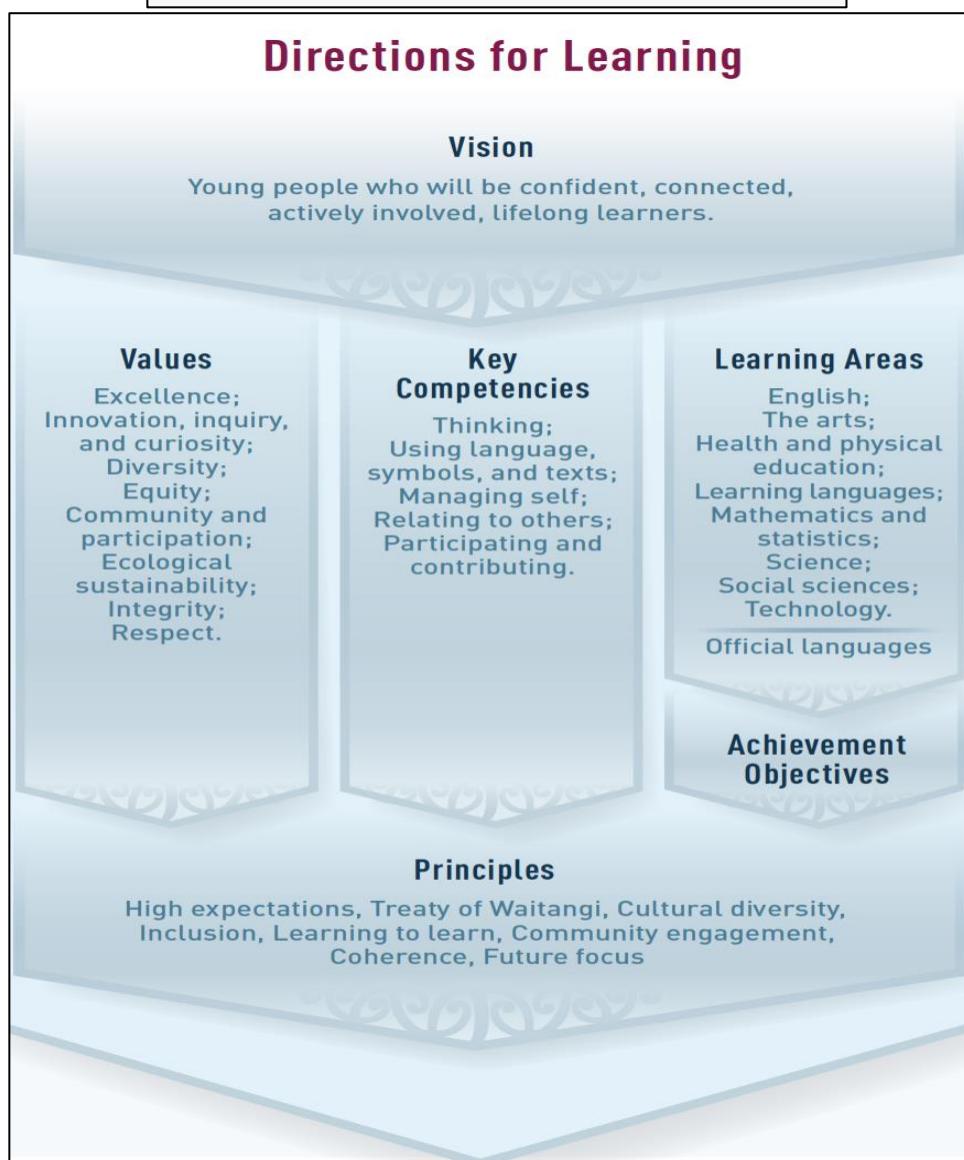
# Activity 7: Learn more to draw Map 2

Your second map will be a step up from your first map. You now know a little more about the mapping and improvement activities than when you first started.

You may have some ideas about your next area for improvement that you want to focus on in drawing your second map. This section presents some frameworks that will help you explore a broader set of improvement possibilities. Our advice is for you to keep an open mind about your focus until the end of this activity and to capture your thinking on this template as you look at and talk about the frameworks.

**Learning Framework 1.** presents the learning areas in the New Zealand curriculum. These areas are what our government believe will be the most important learning areas to support you through life as a NZ citizen.

## The New Zealand Curriculum



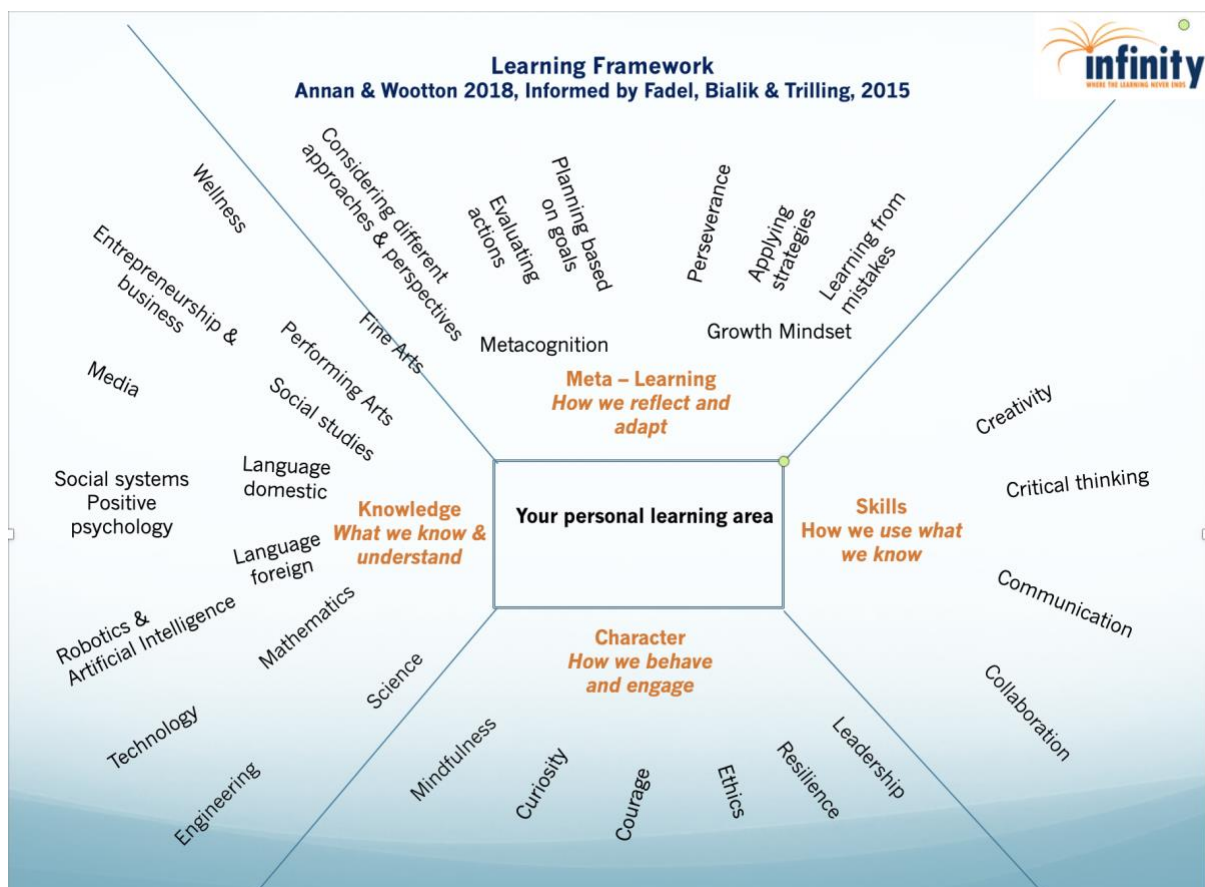
Discuss the learning areas in the framework with another classmate. Ask your teacher to explain the learning ideas you do not understand. Use a felt-tip marker to circle the learning areas that you are most interested to improve.

List 3-5 learning areas that you circled in the Learning Framework above;

Learning area of interest	Reason why you are interested in that area
1.	
2.	
3.	
4.	
5.	

**Learning Framework 2.** presents learning options in four spaces that global researchers believe will be the most important learning areas that young people are going to need for the future (Fadel, Bailik & Trilling, 2015). The four areas are;

- **Learning-how-to-learn** at the top,
- **Knowledge-building** in the left space,
- **Skills-development** in the right space,
- **Character-growth** at the bottom.



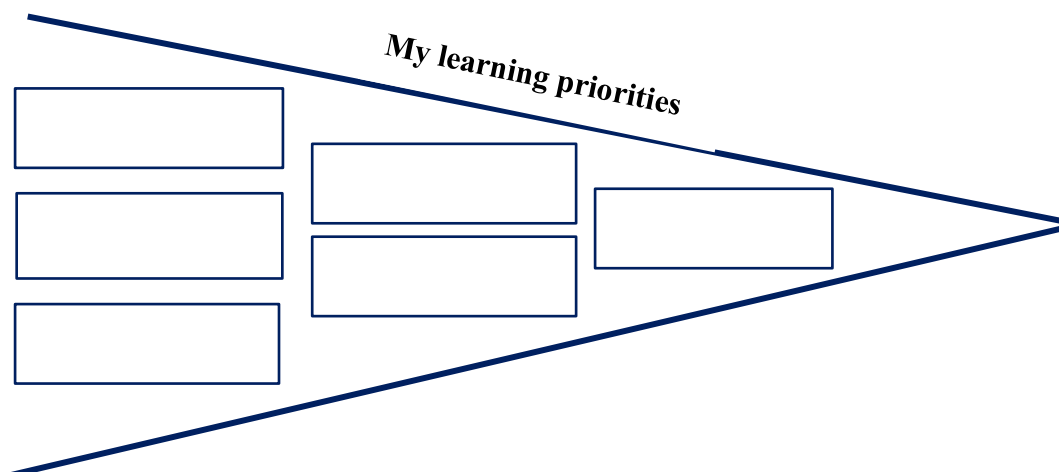
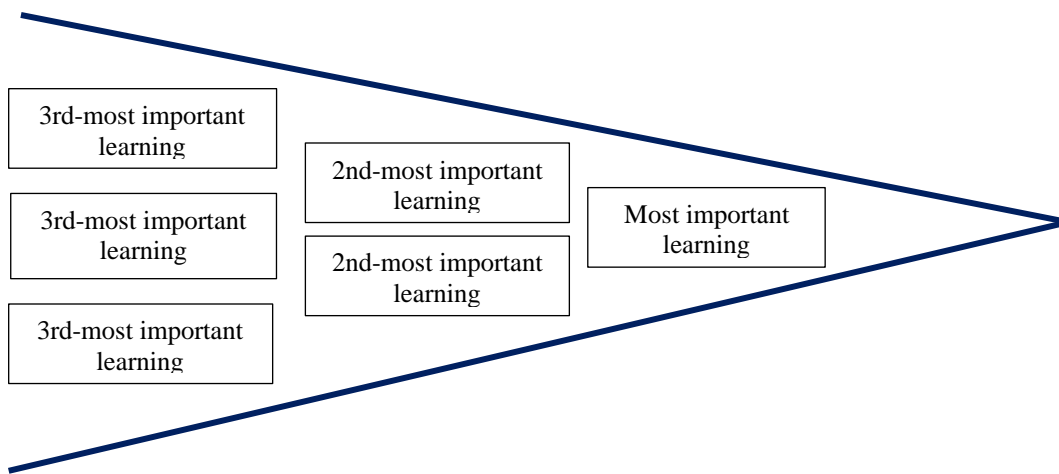
Discuss the learning areas in the NZ Curriculum Framework with another classmate. Ask your teacher to explain the learning ideas you do not understand. Use a felt-tip marker to circle the learning areas that you are most interested to improve.

List 3-5 learning areas that you circled in the Learning Framework above;

Learning area of interest	Reason why you are interested in that area
6.	
7.	
8.	
9.	
10.	

Now create a wedge graph to show the learning areas that you are most interested to improve. Go back and refresh your memory about your learning interests from your reflections from Map 1, from the NZ curriculum framework and the global learning framework;

- Place in the front box the **one** learning area that is of most interest to you right now,
- Place in the second boxes, the **two** next most interesting learning areas for you, and
- Place in the back row, the next **three** next most interesting learning areas.



- Discuss with classmates and your teacher why you prioritised those learning areas.

***My learning priorities***